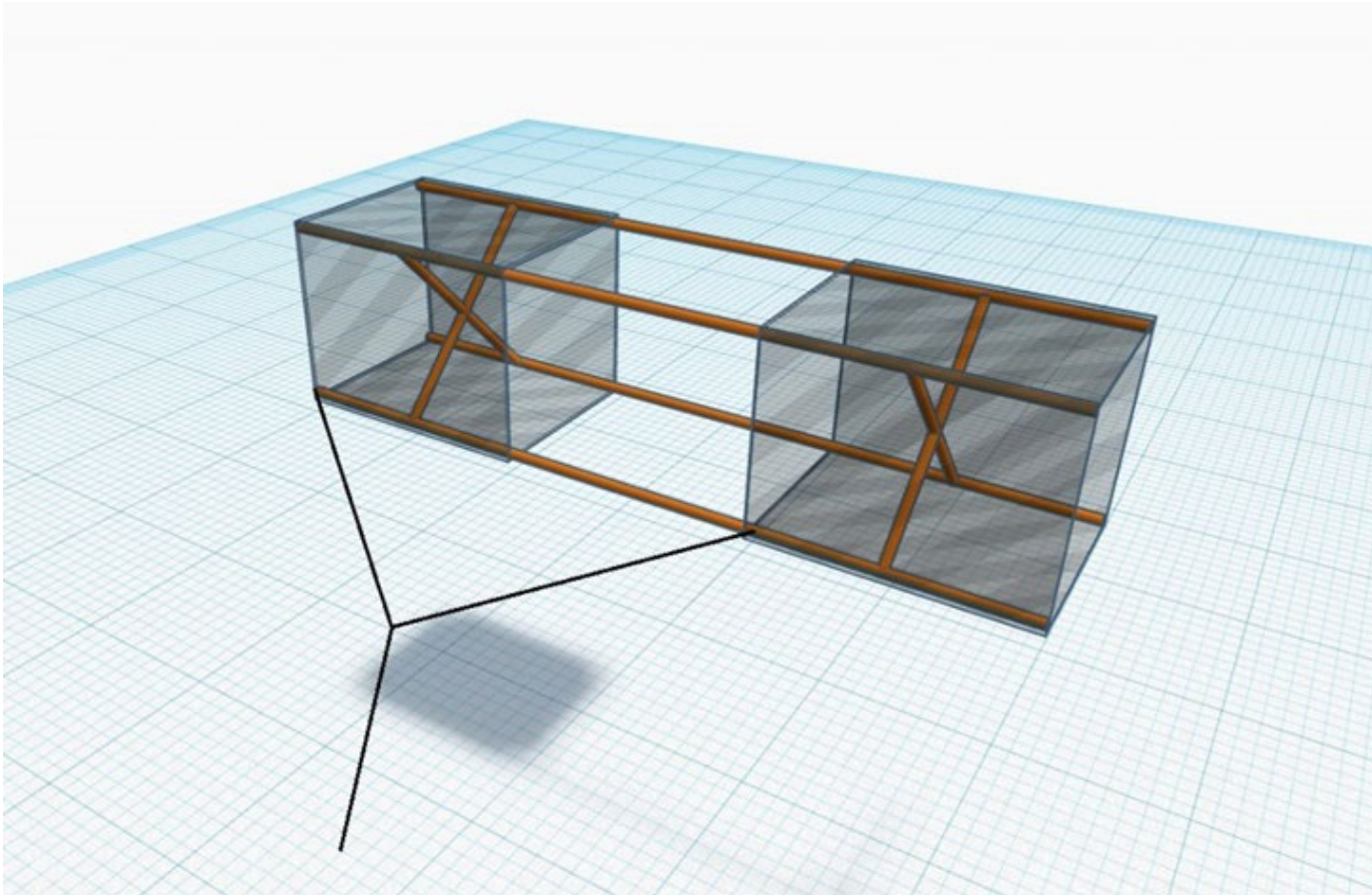


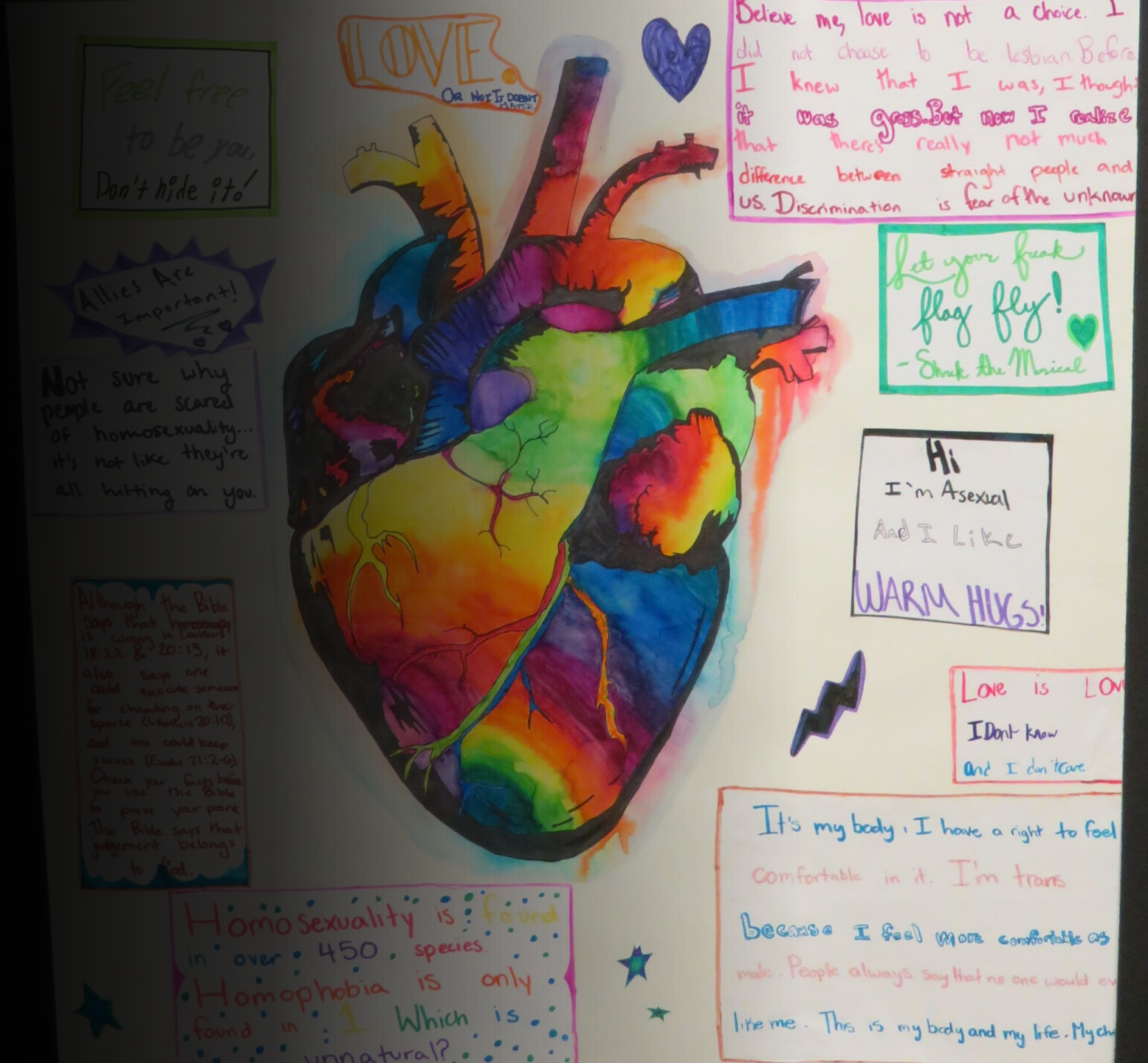
**Studio Project**  
**Social Issues as Curriculum**  
**“Box Kites for Social Justice”**  
Presenter: Lucy Bartholomee



## Visual & Material Culture as Communication

- Color coding
- Symbols
- Text
- Photos
- Combinations

Student artwork, 8<sup>th</sup> grade





# Pro-Tips

- Review all of the instructions for building the box kite before beginning.
- Select your colors, develop your overall design plan before purchasing materials.
- Design, sketch, or plan out your eight sides.
- Begin construction.

## Eight surfaces to promote your message

**Design** each of the eight sides and the top if desired.

Materials: light weight paper, paint, markers, colored pencils, + any other media.

Combine printed designs and hand made text and images to create desired messaging.

# Materials



## Kite Construction: Main Body

- 4 dowel rods, 3/8 inch by 36 inches
- 4 dowel rods, 3/8 inch by 12 inches
- Electrical tape
- Shipping (clear plastic) tape
- Hot glue gun/sticks
- Ruler, pencil
- Thin plastic tablecloth in festive color/s

## Optional Materials


Optional:

- ½ dowel rod or sturdy yardstick (if you want to hold the kite like a sign)
- Heavy duty string (if you want to fly the kite in the air)



# Basic Materials

- 4 dowel rods, 3/8 inch by 36 inches
- 4 dowel rods, 3/8 inch by 12 inches
- Electrical tape
- Shipping (clear plastic) tape
- Hot glue gun/sticks
- Ruler, pencil
- Thin plastic tablecloth in festive color/s



## Step 1

Cross pieces  
provide  
structural  
support

I used hot glue  
and electrical  
tape.


## Step 2


Attach the cross pieces to the long dowel rods.

Some instructions suggest carving the ends of the cross pieces in a U-shape to secure against the long dowels. I found this to be unnecessary. Glue and tape were sufficient.









**Step 3:**

Cut the plastic tablecloth to fit (about 180 cm or 5 feet). Wrap around and secure with tape.



---

## Step 4:

Add messaging and images.

Embellish with ribbons, strips of the plastic materials, beads, etc.

---



# References and Resources

Questions?

Contact:

Lucy.Bartholomee@uta.edu

Acuff, J. B. (2014). (Re)Constructing Cultural Conceptions and Practices in Art Education: An Action Research Study. *Visual Arts Research, 40*(2), 67-78.

Freedman, K. (2003). *Teaching visual culture: Curriculum, aesthetics and the social life of art*. Teachers College Press

Gude, O. (2004). Postmodern principles: In search of a 21st century art education. *Art Education, 57*(1), 6-14.

Lai, A. & Ball, E. L. (2002). Home Is Where the Art Is: Exploring the Places People Live Through Art Education. *Studies in Art Education, 44*(1), 47- 66.

[How to Make a Box Kite in Just 6 Simple Steps - Easy Tutorial \(justmeasuringup.com\)](http://justmeasuringup.com)